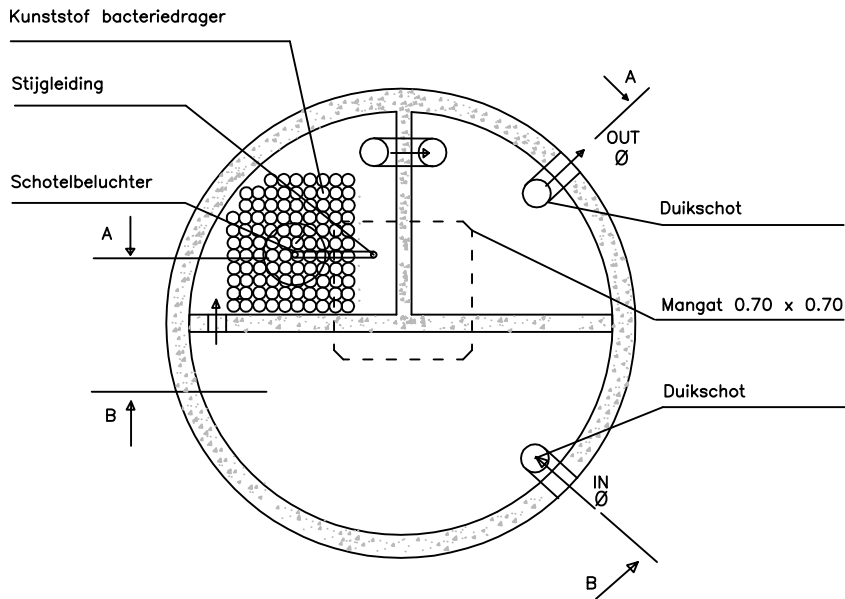
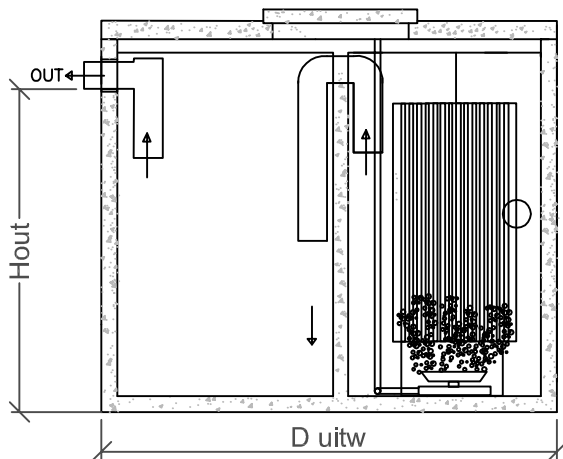


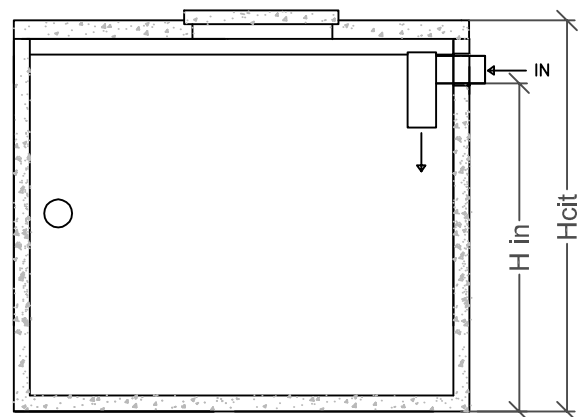
## BOVENAANZICHT



## DOORSNEDE A – A



## DOORSNEDE B – B



Type	Gewicht (kg)	D uit (m)	H cit (m)	H in (m)	H out (m)	Diam IN/OUT (mm)
1-4, 1-5, 1-6, 7-9	4800	2.23	1.73	1.48	1.42	110
10-14	5700	2.35	2.04	1.77	1.71	125
15-19	7900	2.81	2.06	1.76	1.70	160
20-28	9600	3.48	1.93	1.58	1.52	200
29-40	11200	3.48	2.48	2.08	2.02	200

**gepex** sprl  
 Mommestraat 99  
 B3550 Heusden-Zolder  
 T +32 (0)89844222  
 F +32 (0)89842422  
 info@gepexgroup.com

**BIOGEX-C**

Date : 01-10-2007

Sign : biogex 1-40

N° : bio1-40/a